

COVID 19 – Primeros 24 Países del Mundo

ÚLTIMOS 4 PERÍODOS DE 14 DÍAS

21 de Junio 2021

PAÍSES	Población	Total Casos	Total Fallec.	Total Recuperados	Total 1° Dosis	CASOS POR DÍA - 4 ÚLTIMOS PERÍODOS DE 14 DÍAS				R{efectivo} 3 ÚLTIMOS PERÍODOS 14 DÍAS			Total Casos. Últ. 14 días / 100.000 htes	Letalidad Global	Mortalidad 1.000.000 Htes	Promedio Fallec. / Día Últ. 14 Días	% Inmunidad Poblacional
						Ante-ante-penúltimo	Ante-penúlt (3)	Penúltimo (2)	Último (1)	R{e} (3) Vs (4)	R{e} (2) Vs (3)	R{e} (1) Vs (2)					
001-United States o	329,064,917	33,190,195	596,003	28,711,315	177,088,290	47,305	31,523	18,777	13,737	0.67	0.60	0.73	58	1.80%	1,811	379	62.54%
002-India	1,366,417,756	29,935,221	388,135	28,836,529	224,541,283	382,101	292,134	154,109	73,232	0.76	0.53	0.48	75	1.30%	284	2,782	18.54%
003-Brazil	211,049,519	17,883,750	500,800	16,220,238	62,741,992	59,833	64,397	61,428	69,738	1.08	0.95	1.14	463	2.80%	2,373	2,019	37.41%
004-France	67,012,883	5,650,025	109,840	5,556,600	31,981,541	15,465	11,150	7,392	2,840	0.72	0.66	0.38	59	1.94%	1,639	51	56.02%
005-Turkey	82,003,882	5,370,299	49,185	5,232,638	28,123,248	28,669	11,083	7,250	5,880	0.39	0.65	0.81	100	0.92%	600	73	40.68%
006-Russian Federat	145,872,260	5,334,204	129,801	4,869,972	19,657,314	8,383	8,656	8,997	14,167	1.03	1.04	1.57	136	2.43%	890	406	16.81%
007-The United King	66,647,112	4,630,044	127,976	4,301,985	43,127,763	2,141	1,977	3,882	8,082	0.92	1.96	2.08	170	2.76%	1,920	10	71.17%
008-Argentina	44,780,675	4,258,394	88,742	3,890,213	14,397,649	20,735	27,038	30,310	22,812	1.30	1.12	0.75	713	2.08%	1,982	563	40.84%
009-Italy	60,359,546	4,252,976	127,270	4,037,996	31,431,717	10,610	5,784	2,875	1,468	0.55	0.50	0.51	34	2.99%	2,109	53	58.76%
010-Colombia	50,339,443	3,917,348	99,335	3,667,161	10,172,100	16,304	16,089	24,016	26,452	0.99	1.49	1.10	736	2.54%	1,973	565	27.49%
011-Spain	46,937,060	3,753,228	80,634	3,544,205	22,684,911	7,352	5,107	4,372	3,278	0.69	0.86	0.75	98	2.15%	1,718	16	55.88%
012-Germany	83,019,213	3,722,327	90,395	3,603,000	42,284,584	16,280	8,885	3,560	1,489	0.55	0.40	0.42	25	2.43%	1,089	82	55.27%
013-Iran (Islamic Re	82,913,893	3,095,135	82,965	2,748,320	3,984,095	18,472	12,693	9,560	9,198	0.69	0.75	0.96	155	2.68%	1,001	136	8.12%
014-Poland	37,972,812	2,878,840	74,829	2,650,476	16,152,134	5,197	2,221	653	251	0.43	0.29	0.38	9	2.60%	1,971	48	49.52%
015-Mexico	127,575,529	2,475,705	231,151	1,969,137	27,753,807	2,706	2,194	2,639	3,102	0.81	1.20	1.18	34	9.34%	1,812	171	23.30%
016-Ukraine	43,993,643	2,229,846	52,032	2,151,463	1,726,040	6,571	4,395	2,228	1,057	0.67	0.51	0.47	34	2.33%	1,183	58	8.81%
017-Peru	32,510,462	2,026,729	190,202	N/A	3,777,819	6,493	5,414	4,253	3,310	0.83	0.79	0.78	143	9.38%	5,850	295	N/A
018-Indonesia	270,625,567	2,004,445	54,956	1,792,528	23,043,372	5,103	4,468	5,850	10,101	0.88	1.31	1.73	52	2.74%	203	225	9.18%
019-South Africa	58,558,267	1,823,319	58,702	1,647,503	2,141,624	1,509	2,776	4,364	9,054	1.84	1.57	2.07	216	3.22%	1,002	123	6.47%
020-Netherlands	17,282,163	1,678,983	17,726	1,601,923	8,610,697	7,068	4,736	2,649	1,164	0.67	0.56	0.44	94	1.06%	1,026	4	59.09%
021-Czechia	10,649,800	1,666,082	30,280	1,633,162	4,775,887	1,803	903	394	177	0.50	0.44	0.45	23	1.82%	2,843	8	60.18%
022-Chile	18,952,035	1,517,018	31,513	1,445,703	12,081,916	5,567	5,889	7,003	6,362	1.06	1.19	0.91	470	2.08%	1,663	113	71.38%
023-Canada	37,411,038	1,408,123	26,054	1,371,000	25,105,109	7,712	5,439	2,504	1,211	0.71	0.46	0.48	45	1.85%	696	24	70.77%
024-Philippines	108,116,622	1,359,015	23,621	1,277,590	6,253,400	7,463	5,558	6,405	6,396	0.74	1.15	1.00	83	1.74%	218	123	6.97%
TOTALES	3,400,066,097	146,061,251	3,262,147	132,760,657	843,638,292	690,841	540,508	375,471	294,555	0.78	0.69	0.78	121	2.23%	959	1,311	28.72%

Comentario: Argentina con leve mejoría -inmunidad poblacional en 40.84 % y un R{efectivo} actual menor a 1 -

Chile con 71 % de inmunidad poblacional y R{E} 0.91, ha mejorado en los últimos 14 días.

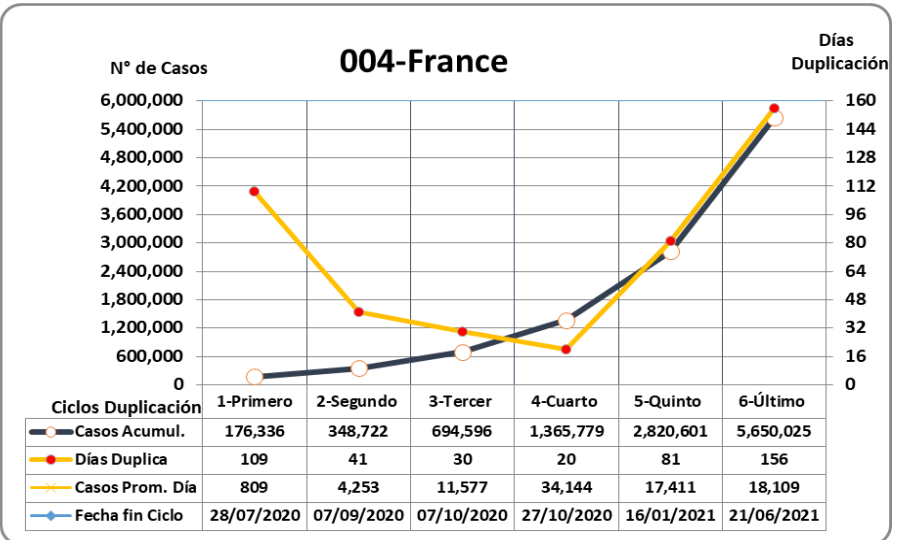
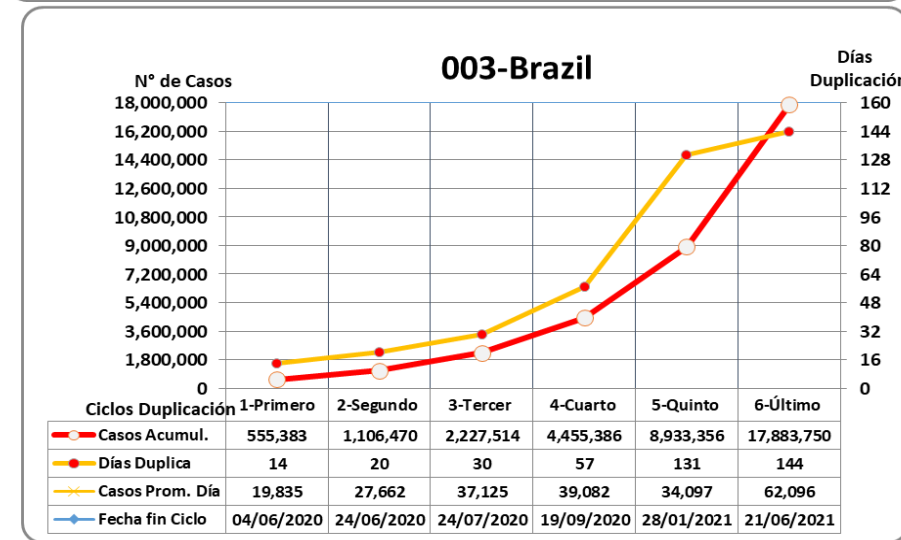
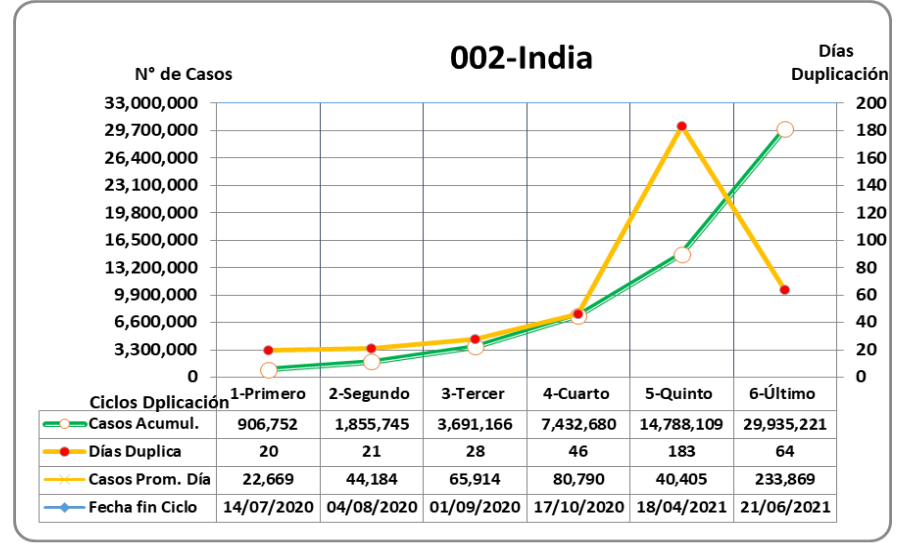
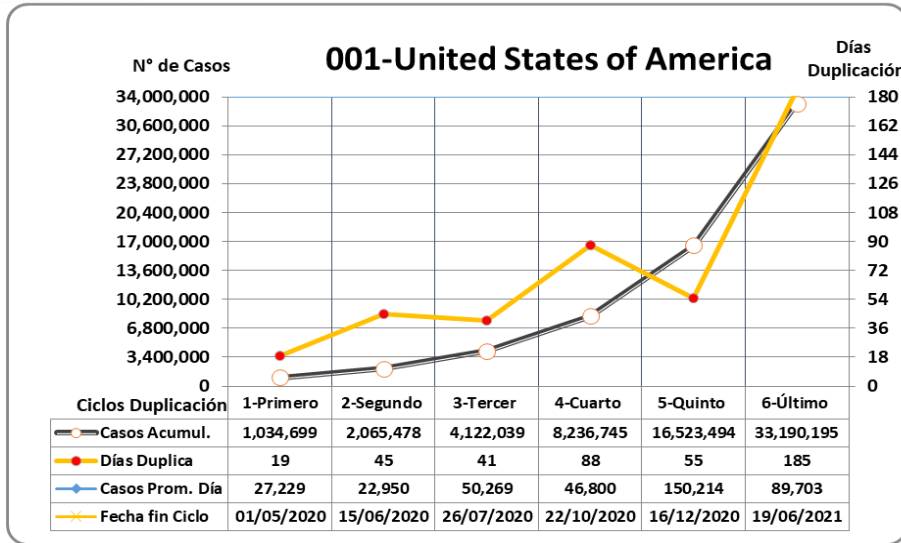
United Kingdon en situación paradójal; R{efectivo} de 2.08 pese a que tienen 71.17% de inmunidad poblacional.

. (Ver gráficos de duplicación de casos)

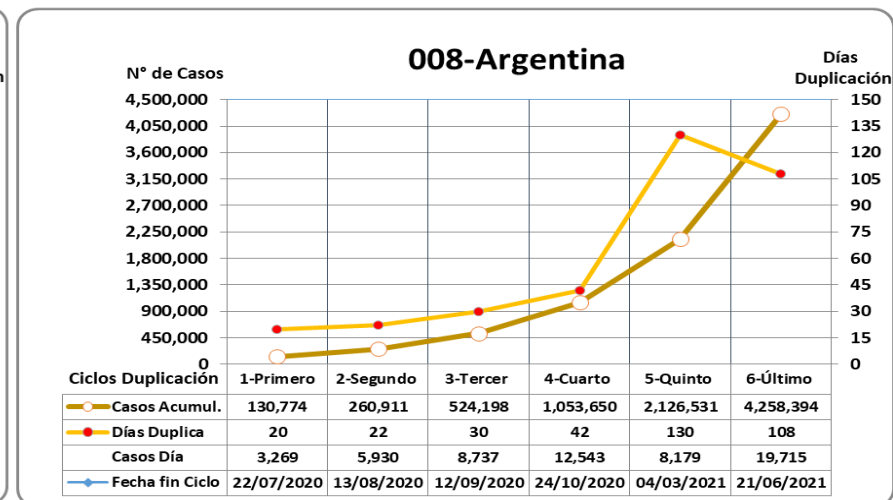
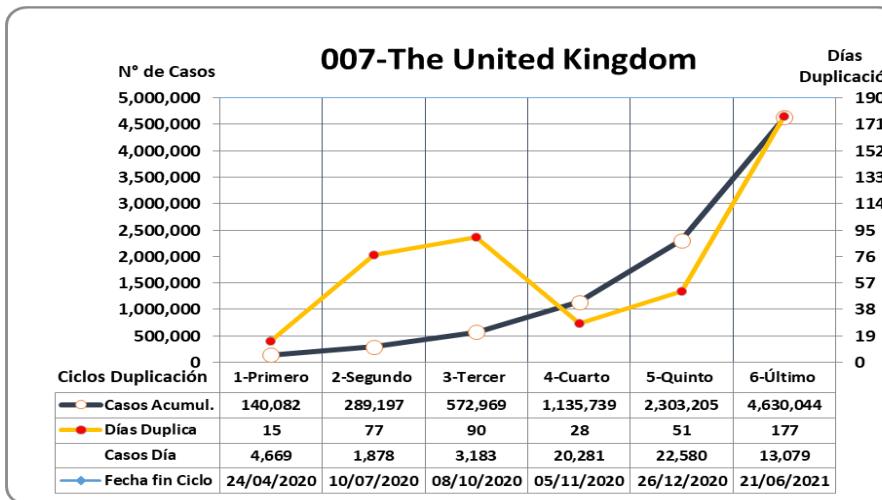
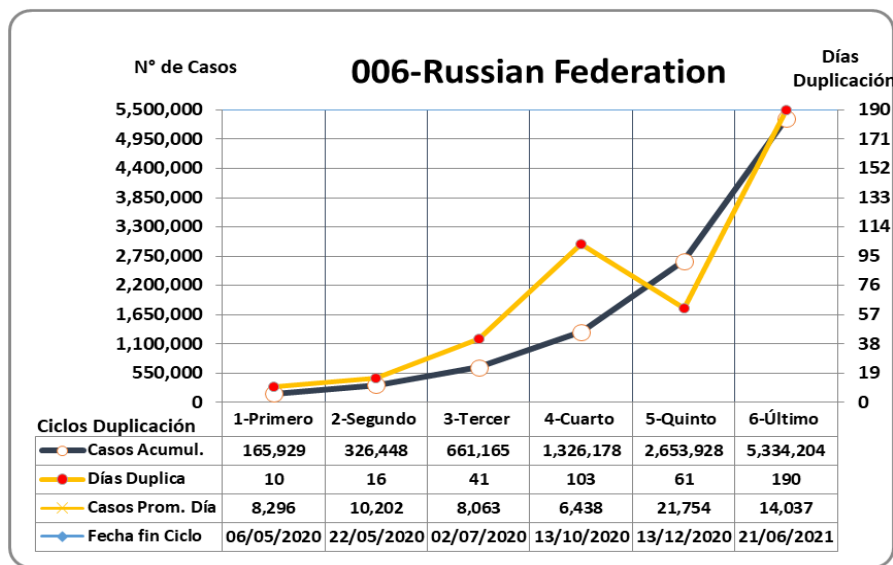
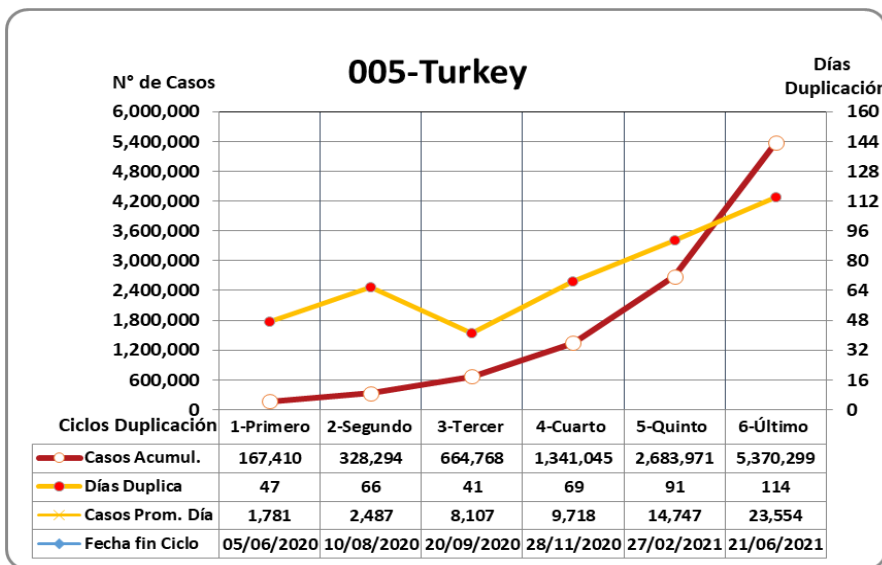
COVID 19 – Primeros 24 Países del Mundo

ÚLTIMOS 6 PERÍODOS DE DUPLICACIÓN

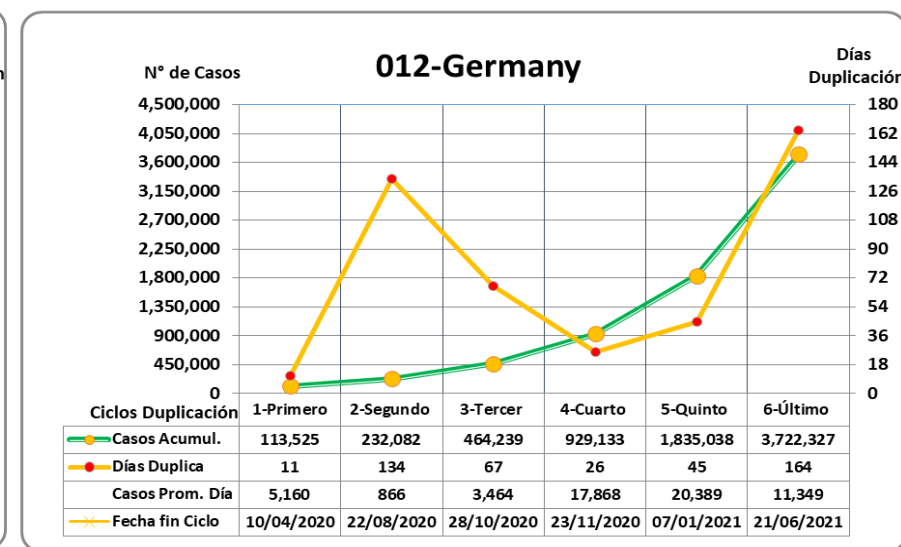
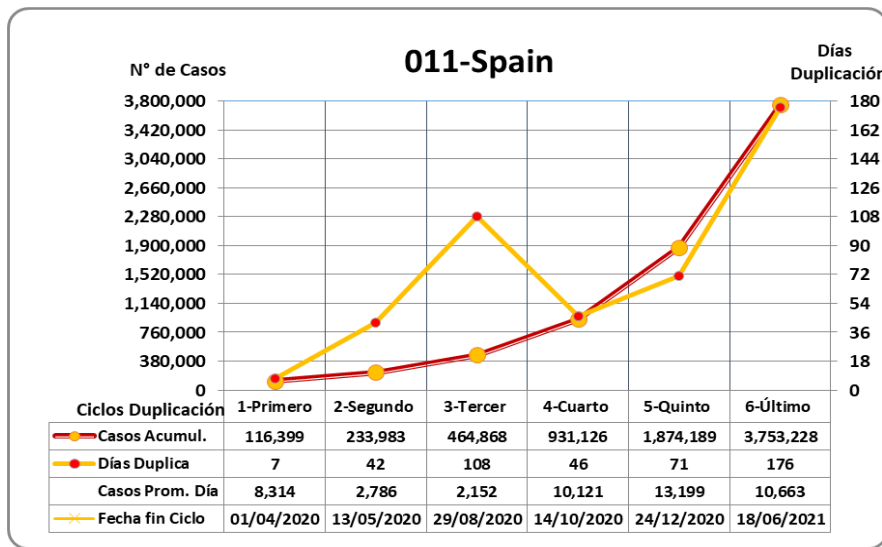
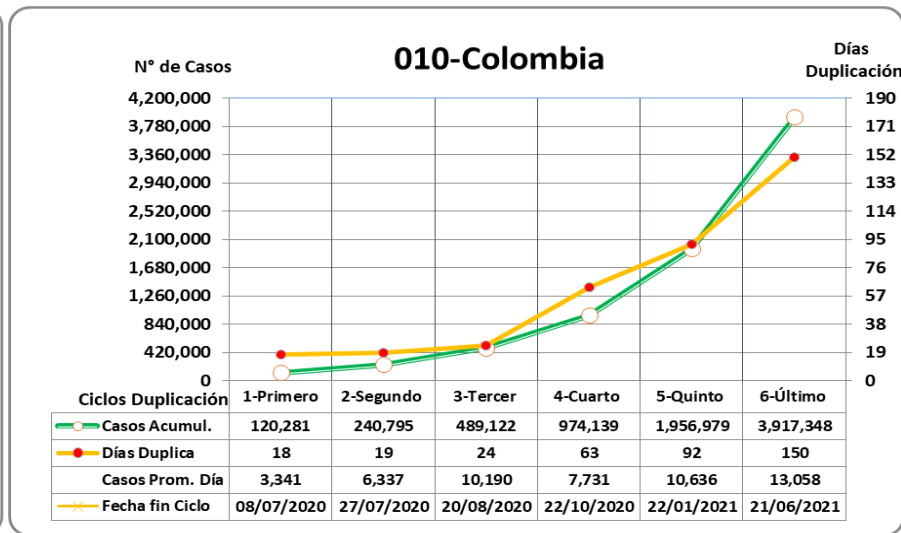
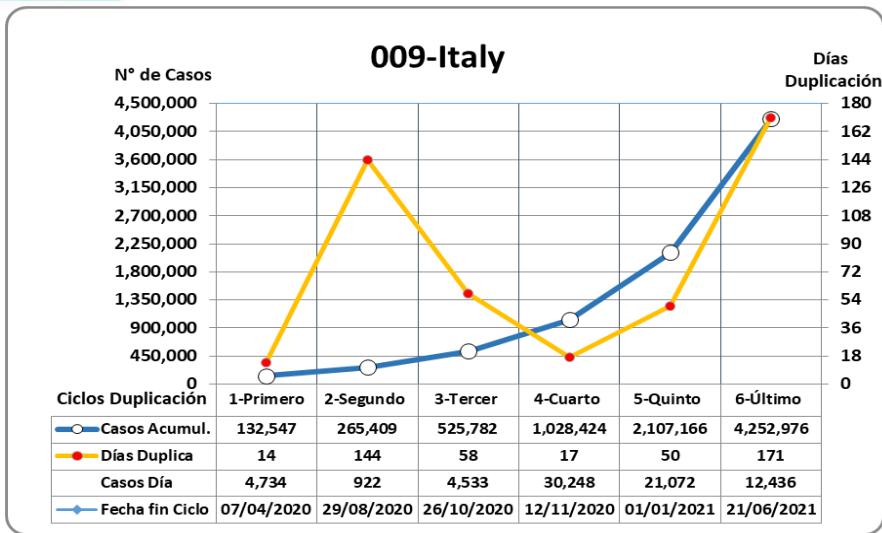
21 de Junio 2021



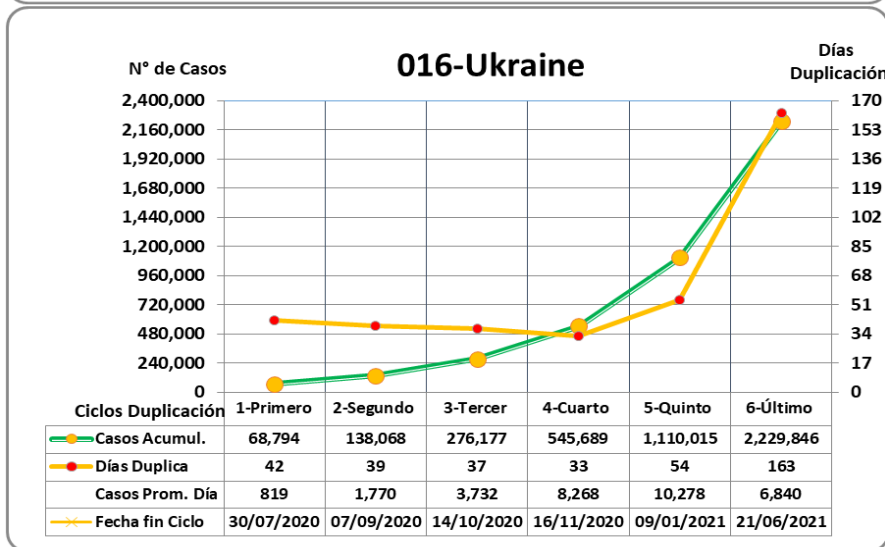
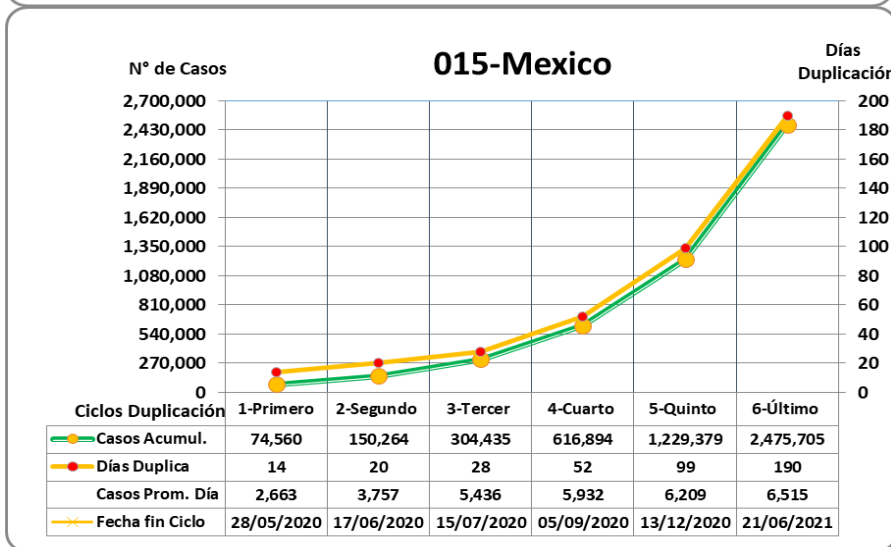
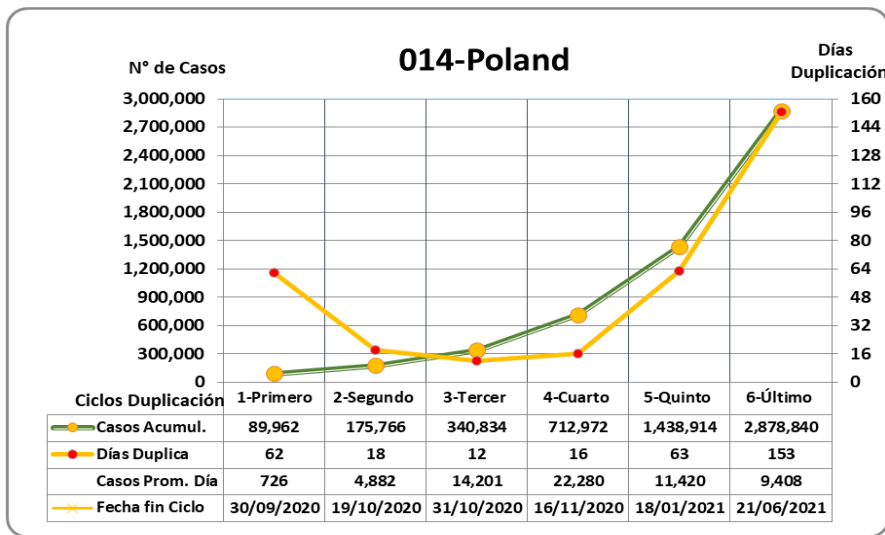
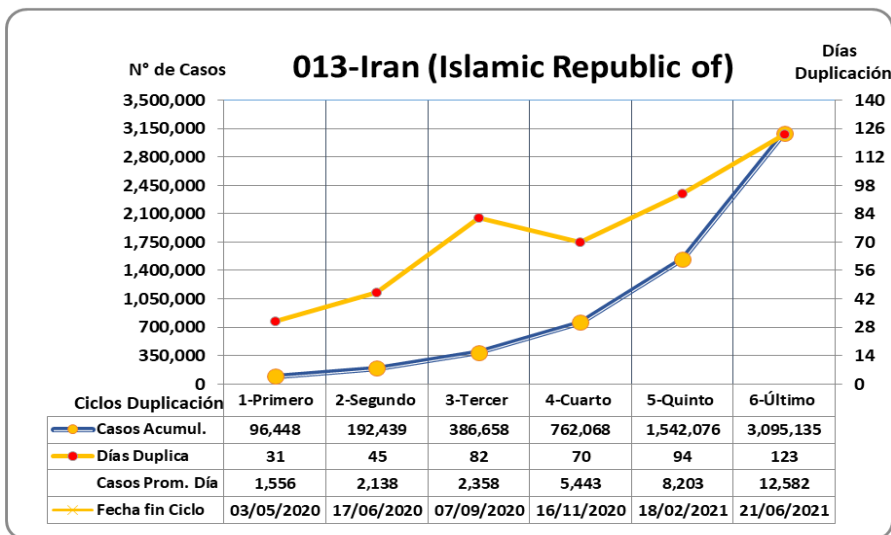
El prefijo de tres cifras de los países indica su posición en el ranking mundial de incidencia al día de la fecha.



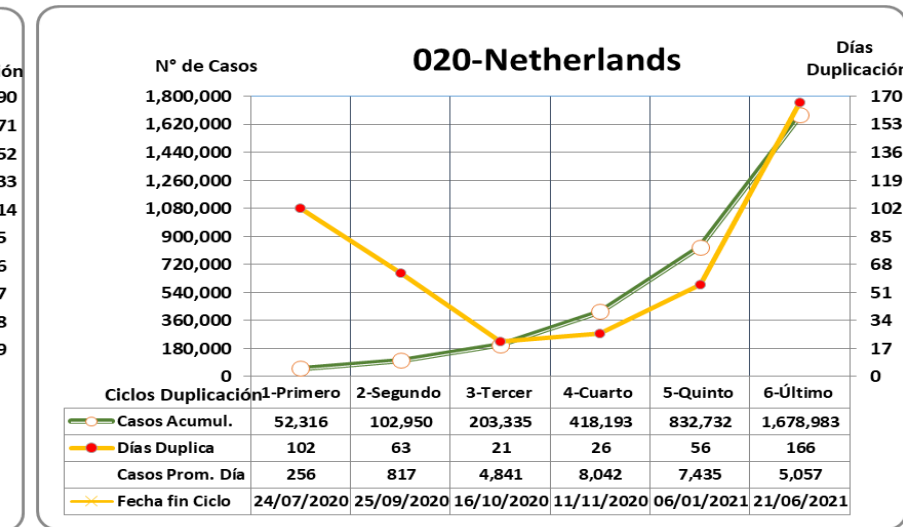
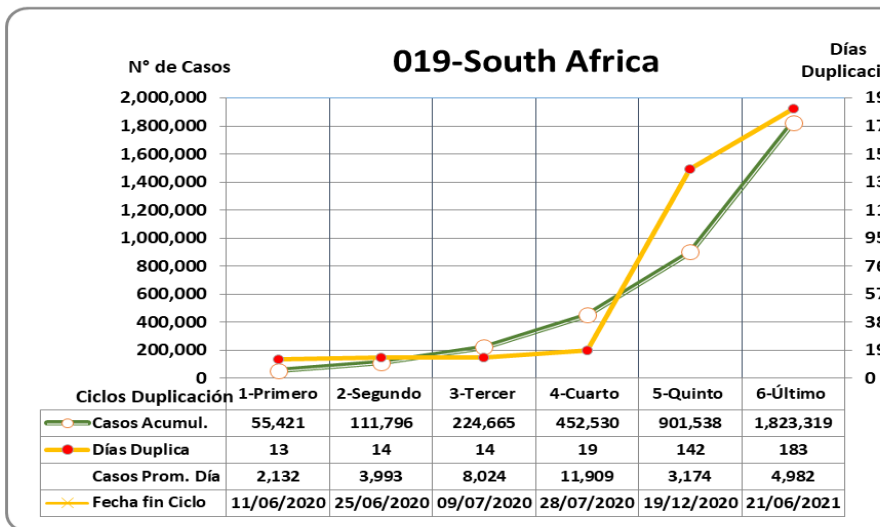
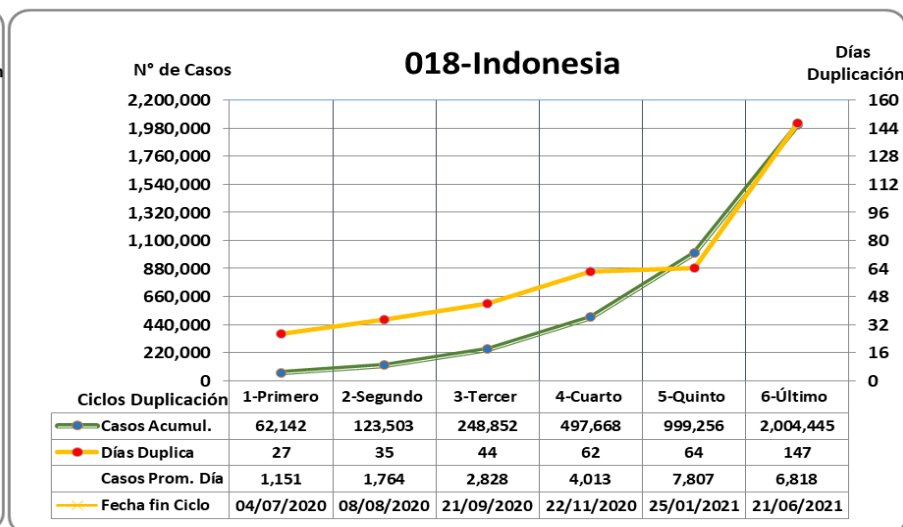
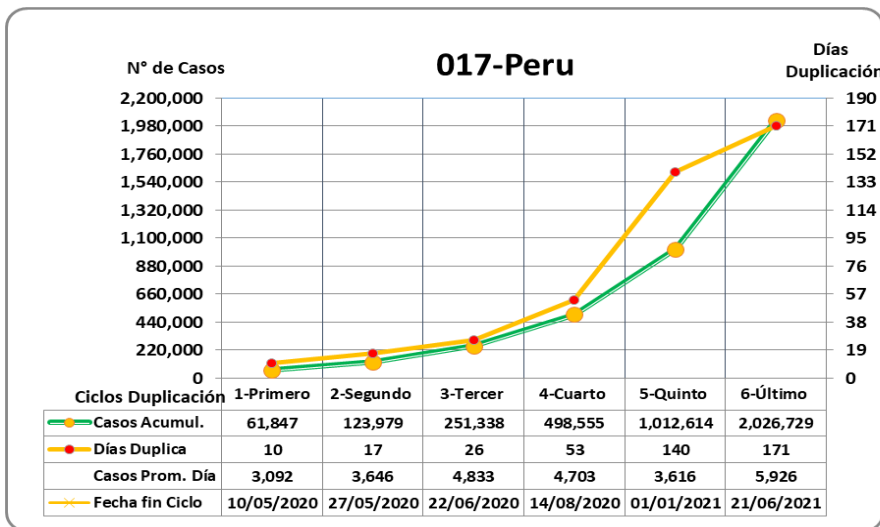
El prefijo de tres cifras de los países indica su posición en el ranking mundial de incidencia al día de la fecha.



El prefijo de tres cifras de los países indica su posición en el ranking mundial de incidencia al día de la fecha.



El prefijo de tres cifras de los países indica su posición en el ranking mundial de incidencia al día de la fecha.

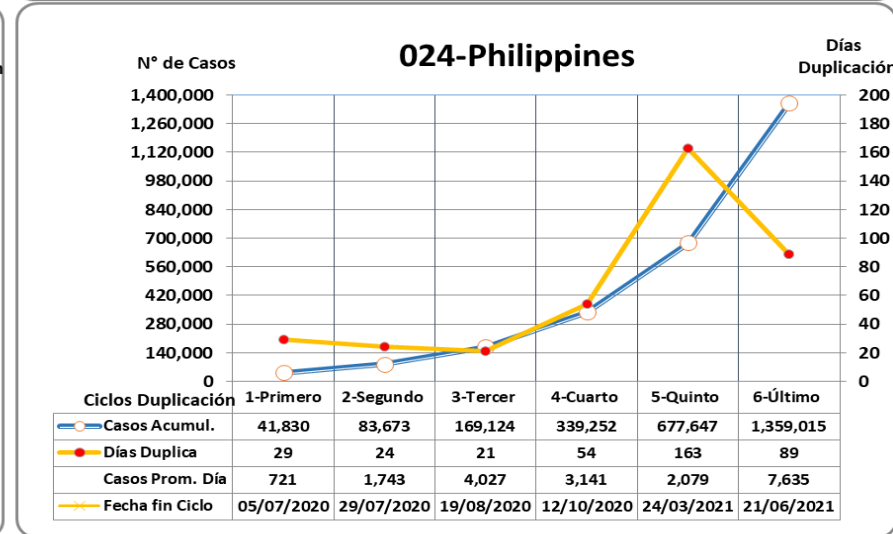
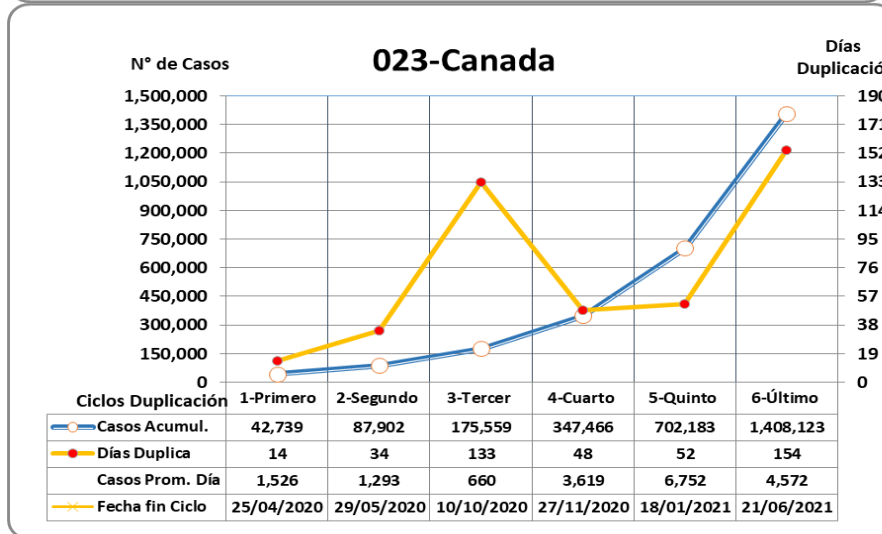
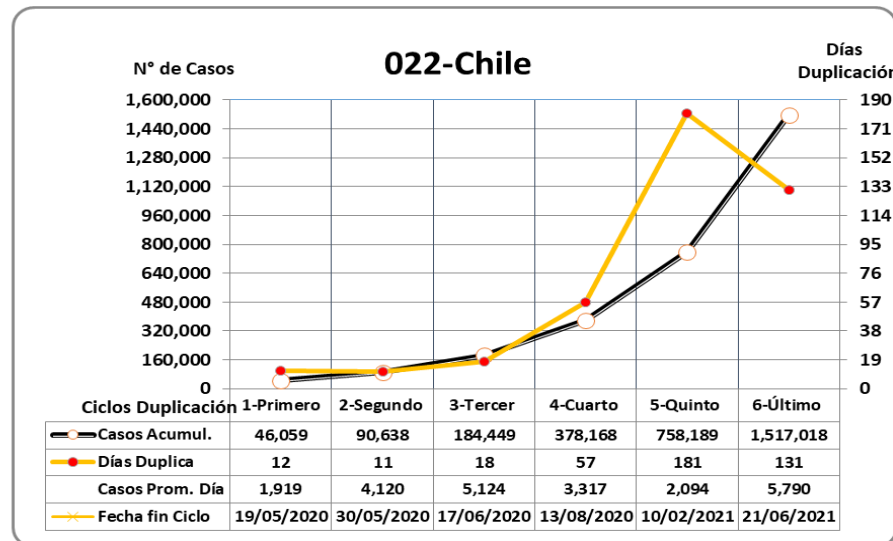
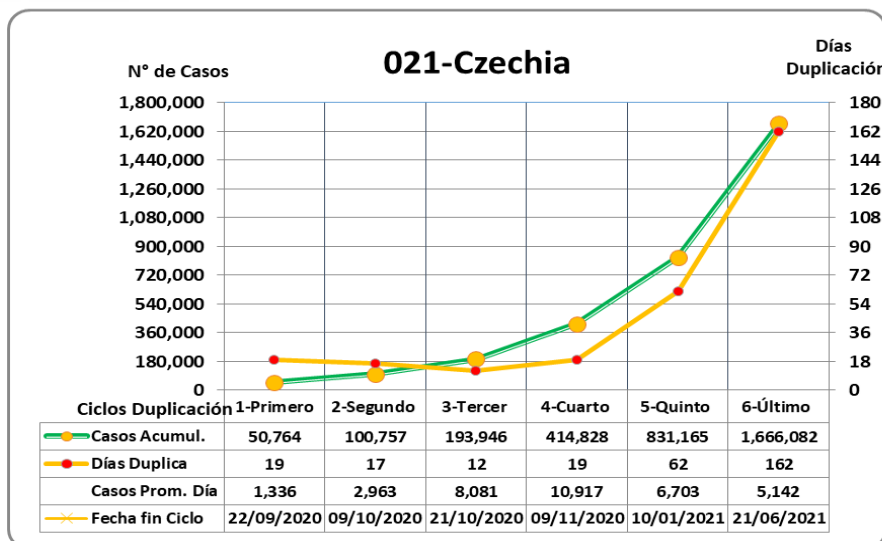


El prefijo de tres cifras de los países indica su posición en el ranking mundial de incidencia al día de la fecha.

COVID 19 – Primeros 24 Países del Mundo

ÚLTIMOS 6 PERÍODOS DE DUPLICACIÓN

21 de Junio 2021



El prefijo de tres cifras de los países indica su posición en el ranking mundial de incidencia al día de la fecha.