

COVID 19 – PROVINCIAS ARGENTINAS

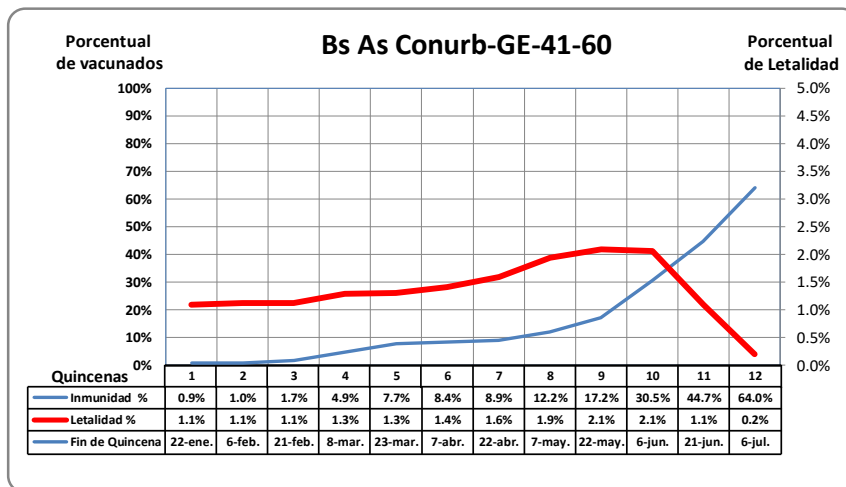
Vacunación y Letalidad

41-60 AÑOS

07 de Julio 2021

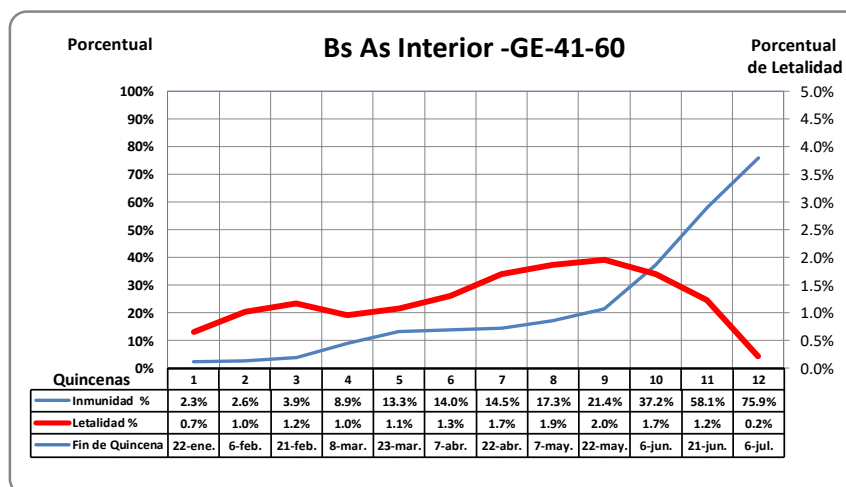
Bs As Conurb-GE-41-60

Period-15 días	Población	Fin Quincena	Casos Acum.	Acum Fallec.	Casos por Día	Fallec. por Día	1°dosis Acum	Leta-lidad %	Inmu-nidad %
1	2,566,091	22-ene.	166,456	2,721	696	8	22,504	1.1%	0.9%
2	2,566,091	6-feb.	174,623	2,813	544	6	26,053	1.1%	1.0%
3	2,566,091	21-feb.	181,465	2,890	456	5	44,611	1.1%	1.7%
4	2,566,091	8-mar.	189,088	2,988	508	7	125,820	1.3%	4.9%
5	2,566,091	23-mar.	198,993	3,117	660	9	197,989	1.3%	7.7%
6	2,566,091	7-abr.	220,106	3,417	1,408	20	215,801	1.4%	8.4%
7	2,566,091	22-abr.	257,609	4,015	2,500	40	228,810	1.6%	8.9%
8	2,566,091	7-may.	288,342	4,612	2,049	40	311,958	1.9%	12.2%
9	2,566,091	22-may.	318,365	5,239	2,002	42	442,095	2.1%	17.2%
10	2,566,091	6-jun.	345,872	5,807	1,834	38	781,406	2.1%	30.5%
11	2,566,091	21-jun.	364,665	6,012	1,253	14	1,148,183	1.1%	44.7%
12	2,566,091	6-jul.	378,569	6,041	927	2	1,643,551	0.2%	64.0%



Bs As Interior -GE-41-60

Period-15 días	Población	Fin Quincena	Casos Acum.	Acum Fallec.	Casos por Día	Fallec. por Día	1°dosis Acum	Leta-lidad %	Inmu-nidad %
1	1,504,169	22-ene.	85,735	930	545	4	34,159	0.7%	2.3%
2	1,504,169	6-feb.	91,655	990	395	4	39,692	1.0%	2.6%
3	1,504,169	21-feb.	96,274	1,044	308	4	58,937	1.2%	3.9%
4	1,504,169	8-mar.	101,173	1,091	327	3	134,331	1.0%	8.9%
5	1,504,169	23-mar.	106,428	1,148	350	4	199,482	1.1%	13.3%
6	1,504,169	7-abr.	116,933	1,286	700	9	210,246	1.3%	14.0%
7	1,504,169	22-abr.	136,527	1,619	1,306	22	217,758	1.7%	14.5%
8	1,504,169	7-may.	153,026	1,928	1,100	21	260,131	1.9%	17.3%
9	1,504,169	22-may.	174,086	2,342	1,404	28	321,818	2.0%	21.4%
10	1,504,169	6-jun.	196,290	2,719	1,480	25	559,022	1.7%	37.2%
11	1,504,169	21-jun.	211,415	2,906	1,008	12	873,538	1.2%	58.1%
12	1,504,169	6-jul.	223,563	2,932	810	2	1,141,715	0.2%	75.9%



COVID 19 – PROVINCIAS ARGENTINAS

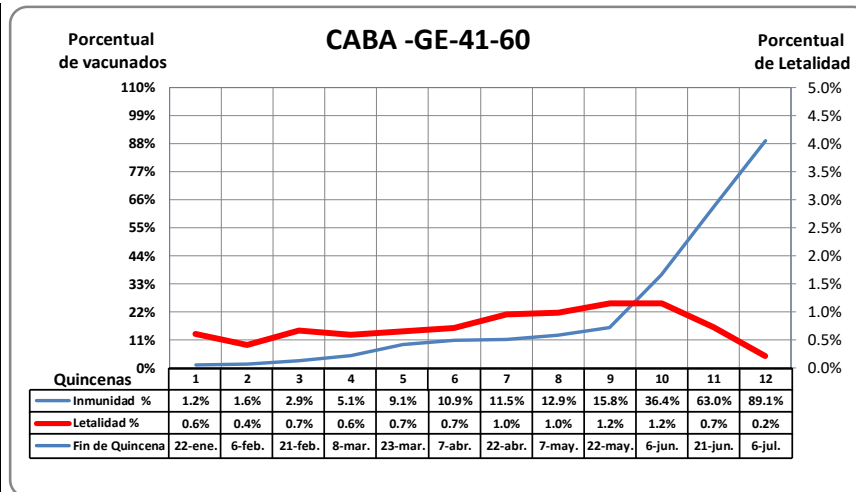
Vacunación y Letalidad

41-60 AÑOS

07 de Julio 2021

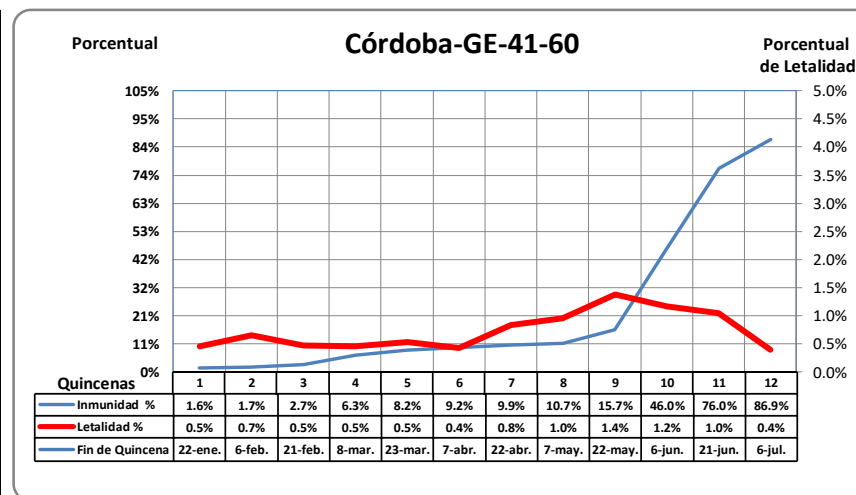
CABA -GE-41-60

Period-15 días	Población	Fin Quincena	Casos Acum.	Acum Fallec.	Casos por Día	Fallec. por Día	1°dosis Acum	Letalidad %	Inmunidad %
1	762,017	22-ene.	59,767	681	341	2	9,322	0.6%	1.2%
2	762,017	6-feb.	64,151	699	292	1	12,369	0.4%	1.6%
3	762,017	21-feb.	67,401	721	217	1	22,228	0.7%	2.9%
4	762,017	8-mar.	70,547	740	210	1	38,972	0.6%	5.1%
5	762,017	23-mar.	74,679	767	275	2	69,670	0.7%	9.1%
6	762,017	7-abr.	83,043	827	558	4	82,679	0.7%	10.9%
7	762,017	22-abr.	96,319	955	885	9	87,258	1.0%	11.5%
8	762,017	7-may.	108,246	1,073	795	8	98,387	1.0%	12.9%
9	762,017	22-may.	120,312	1,212	804	9	120,550	1.2%	15.8%
10	762,017	6-jun.	130,513	1,330	680	8	277,672	1.2%	36.4%
11	762,017	21-jun.	137,132	1,379	441	3	480,328	0.7%	63.0%
12	762,017	6-jul.	141,785	1,389	310	1	678,781	0.2%	89.1%



Córdoba-GE-41-60

Period-15 días	Población	Fin Quincena	Casos Acum.	Acum Fallec.	Casos por Día	Fallec. por Día	1°dosis Acum	Letalidad %	Inmunidad %
1	751,853	22-ene.	43,764	347	162	1	12,210	0.5%	1.6%
2	751,853	6-feb.	45,748	360	132	1	13,014	0.7%	1.7%
3	751,853	21-feb.	47,875	370	142	1	20,594	0.5%	2.7%
4	751,853	8-mar.	50,475	382	173	1	47,243	0.5%	6.3%
5	751,853	23-mar.	53,270	397	186	1	61,403	0.5%	8.2%
6	751,853	7-abr.	57,689	416	295	1	69,353	0.4%	9.2%
7	751,853	22-abr.	64,752	475	471	4	74,437	0.8%	9.9%
8	751,853	7-may.	71,636	541	459	4	80,319	1.0%	10.7%
9	751,853	22-may.	83,426	704	786	11	118,186	1.4%	15.7%
10	751,853	6-jun.	100,586	905	1,144	13	345,907	1.2%	46.0%
11	751,853	21-jun.	113,357	1,039	851	9	571,064	1.0%	76.0%
12	751,853	6-jul.	121,715	1,072	557	2	653,087	0.4%	86.9%



COVID 19 – PROVINCIAS ARGENTINAS

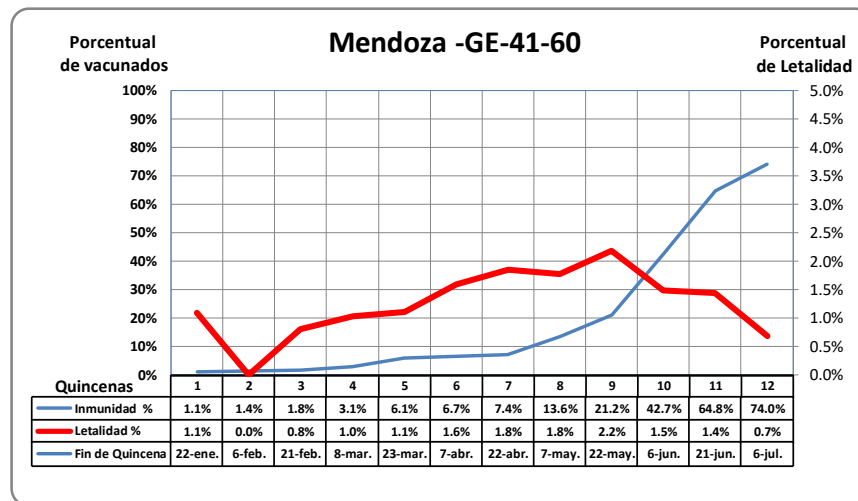
Vacunación y Letalidad

41-60 AÑOS

07 de Julio 2021

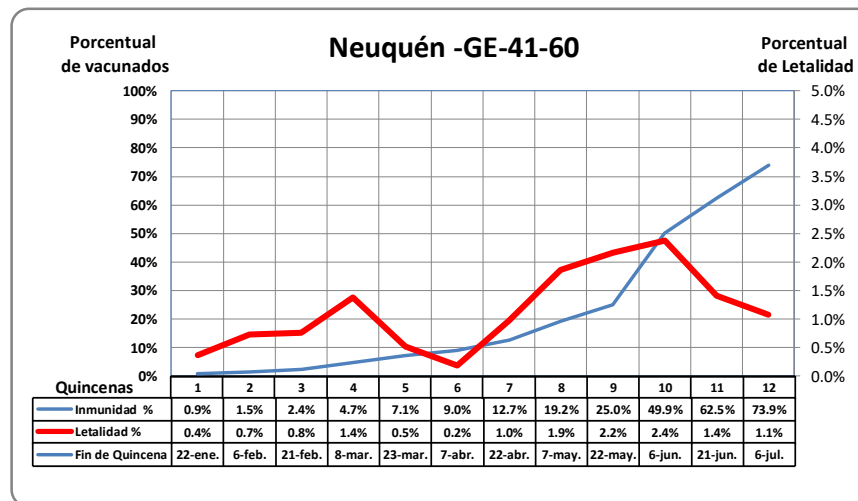
Mendoza -GE-41-60

Period-15 días	Población	Fin Quincena	Casos Acum.	Acum Fallec.	Casos por Día	Fallec. por Día	1°dosis Acum	Leta-lidad %	Inmu-nidad %
1	437,767	22-ene.	20,952	232	37	0	5,001	1.1%	1.1%
2	437,767	6-feb.	21,431	232	32	0	6,080	0.0%	1.4%
3	437,767	21-feb.	21,926	236	33	0	7,973	0.8%	1.8%
4	437,767	8-mar.	22,605	243	45	0	13,463	1.0%	3.1%
5	437,767	23-mar.	23,501	253	60	1	26,595	1.1%	6.1%
6	437,767	7-abr.	25,691	288	146	2	29,323	1.6%	6.7%
7	437,767	22-abr.	30,129	370	296	5	32,270	1.8%	7.4%
8	437,767	7-may.	34,055	440	262	5	59,679	1.8%	13.6%
9	437,767	22-may.	38,433	536	292	6	92,916	2.2%	21.2%
10	437,767	6-jun.	41,991	589	237	4	187,071	1.5%	42.7%
11	437,767	21-jun.	44,701	628	181	3	283,561	1.4%	64.8%
12	437,767	6-jul.	47,053	644	157	1	324,075	0.7%	74.0%



Neuquén -GE-41-60

Period-15 días	Población	Fin Quincena	Casos Acum.	Acum Fallec.	Casos por Día	Fallec. por Día	1°dosis Acum	Leta-lidad %	Inmu-nidad %
1	157,987	22-ene.	15,456	182	126	0	1,478	0.4%	0.9%
2	157,987	6-feb.	17,121	194	111	1	2,350	0.7%	1.5%
3	157,987	21-feb.	18,173	202	70	1	3,763	0.8%	2.4%
4	157,987	8-mar.	18,896	212	48	1	7,488	1.4%	4.7%
5	157,987	23-mar.	19,485	215	39	0	11,245	0.5%	7.1%
6	157,987	7-abr.	20,048	216	38	0	14,218	0.2%	9.0%
7	157,987	22-abr.	20,980	225	62	1	19,999	1.0%	12.7%
8	157,987	7-may.	22,863	260	126	2	30,281	1.9%	19.2%
9	157,987	22-may.	25,968	327	207	4	39,438	2.2%	25.0%
10	157,987	6-jun.	29,595	413	242	6	78,867	2.4%	49.9%
11	157,987	21-jun.	31,083	434	99	1	98,678	1.4%	62.5%
12	157,987	6-jul.	32,013	444	62	1	116,797	1.1%	73.9%



COVID 19 – PROVINCIAS ARGENTINAS

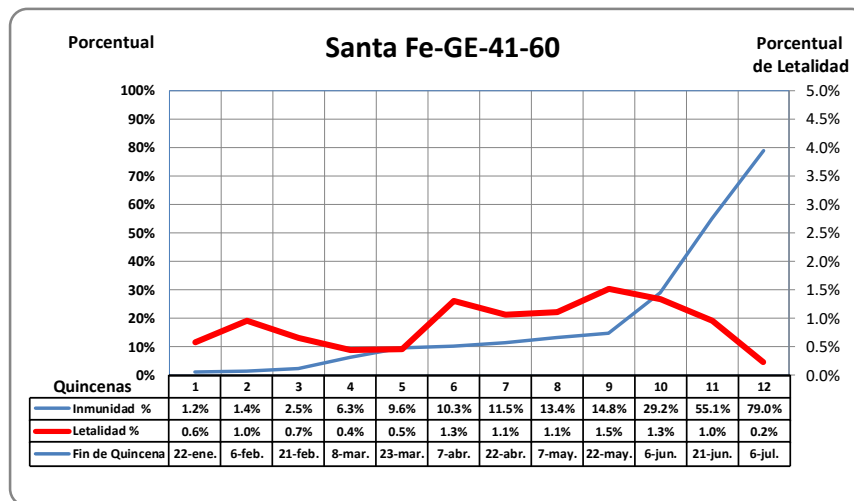
Vacunación y Letalidad

41-60 AÑOS

07 de Julio 2021

Santa Fe-GE-41-60

Period-15 días	Población	Fin Quincena	Casos Acum.	Acum Fallec.	Casos por Día	Fallec. por Día	1°dosis Acum	Letalidad %	Inmunidad %
1	822,749	22-ene.	64,341	551	333	2	10,238	0.6%	1.2%
2	822,749	6-feb.	66,839	575	167	2	11,872	1.0%	1.4%
3	822,749	21-feb.	68,348	585	101	1	20,482	0.7%	2.5%
4	822,749	8-mar.	70,155	593	120	1	51,882	0.4%	6.3%
5	822,749	23-mar.	72,575	604	161	1	79,135	0.5%	9.6%
6	822,749	7-abr.	76,173	651	240	3	84,847	1.3%	10.3%
7	822,749	22-abr.	83,824	732	510	5	94,687	1.1%	11.5%
8	822,749	7-may.	92,491	828	578	6	110,180	1.1%	13.4%
9	822,749	22-may.	103,965	1,003	765	12	121,812	1.5%	14.8%
10	822,749	6-jun.	117,819	1,188	924	12	239,998	1.3%	29.2%
11	822,749	21-jun.	126,949	1,276	609	6	453,159	1.0%	55.1%
12	822,749	6-jul.	134,180	1,293	482	1	649,756	0.2%	79.0%



Tucumán-GE-41-60

Period-15 días	Población	Fin Quincena	Casos Acum.	Acum Fallec.	Casos por Día	Fallec. por Día	1°dosis Acum	Letalidad %	Inmunidad %
1	358,477	22-ene.	24,714	329	52	0	5,098	0.8%	1.4%
2	358,477	6-feb.	25,252	333	36	0	6,090	0.7%	1.7%
3	358,477	21-feb.	25,733	336	32	0	7,213	0.6%	2.0%
4	358,477	8-mar.	26,430	348	46	1	12,683	1.7%	3.5%
5	358,477	23-mar.	27,663	361	82	1	21,736	1.1%	6.1%
6	358,477	7-abr.	29,663	385	133	2	29,099	1.2%	8.1%
7	358,477	22-abr.	32,760	420	206	2	34,890	1.1%	9.7%
8	358,477	7-may.	35,469	475	181	4	41,250	2.0%	11.5%
9	358,477	22-may.	38,902	541	229	4	74,900	1.9%	20.9%
10	358,477	6-jun.	43,249	586	290	3	191,387	1.0%	53.4%
11	358,477	21-jun.	46,460	607	214	1	280,604	0.7%	78.3%
12	358,477	6-jul.	51,397	620	329	1	292,364	0.3%	81.6%

