

# COVID 19 – PROVINCIAS ARGENTINAS

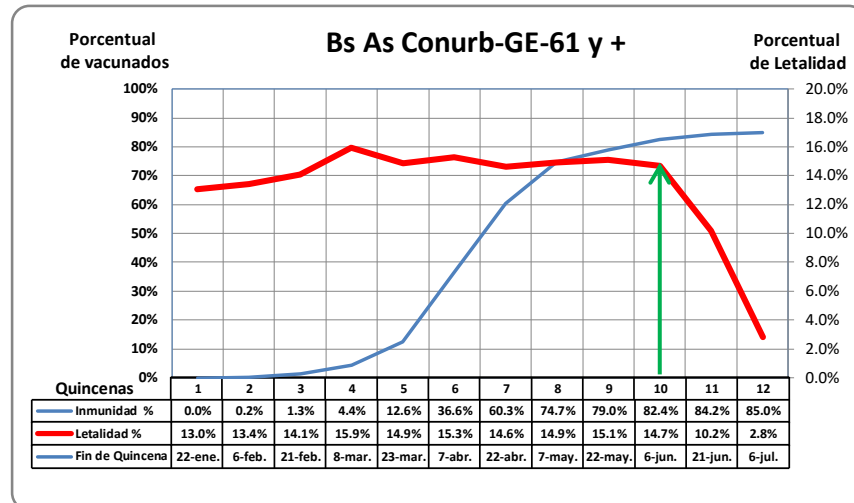
## Vacunación y Letalidad

### Mayores de 61 años

07 de Julio 2021

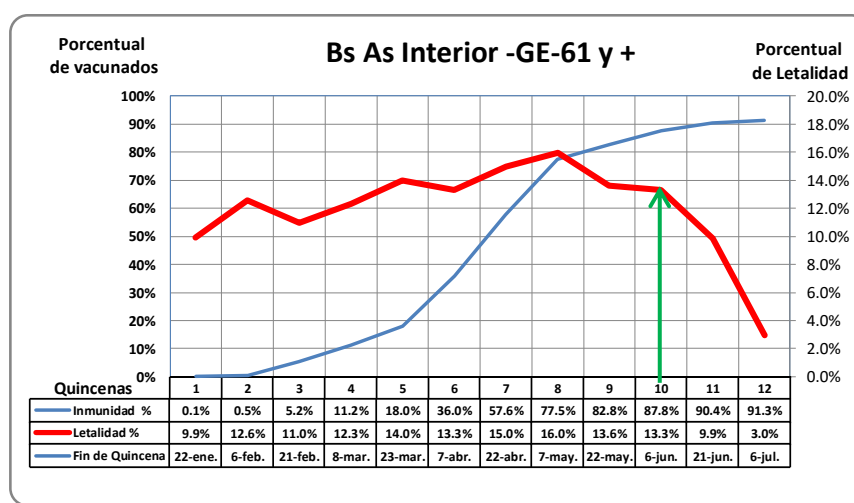
#### Bs As Conurb-GE-61 y +

Period-15 días	Población	Fin Quincena	Casos Acum.	Acum Fallec.	Casos por Día	Fallec. por Día	1°dosis Acum	Letalidad %	Inmunidad %
1	1,734,840	22-ene.	66,482	14,470	289	38	299	13.0%	0.0%
2	1,734,840	6-feb.	69,819	14,918	222	30	2,603	13.4%	0.2%
3	1,734,840	21-feb.	72,773	15,334	197	28	21,786	14.1%	1.3%
4	1,734,840	8-mar.	76,079	15,861	220	35	75,614	15.9%	4.4%
5	1,734,840	23-mar.	80,046	16,451	264	39	218,070	14.9%	12.6%
6	1,734,840	7-abr.	87,165	17,540	475	73	634,964	15.3%	36.6%
7	1,734,840	22-abr.	99,901	19,405	849	124	1,045,920	14.6%	60.3%
8	1,734,840	7-may.	110,198	20,942	686	102	1,295,999	14.9%	74.7%
9	1,734,840	22-may.	119,159	22,294	597	90	1,369,659	15.1%	79.0%
10	1,734,840	6-jun.	127,146	23,468	532	78	1,428,980	14.7%	82.4%
11	1,734,840	21-jun.	132,861	24,051	381	39	1,461,579	10.2%	84.2%
12	1,734,840	6-jul.	137,196	24,174	289	8	1,473,890	2.8%	85.0%



#### Bs As Interior -GE-61 y +

Periodos-15 días	Población	Fin de Quincena	Casos Acum.	Acum Fallecidos	Casos por Día	Fallecidos por Día	1°dosis Acum	Letalidad %	Inmunidad %
1	1,167,145	22-ene.	40,795	6,790	274	27	1,223	9.9%	0.1%
2	1,167,145	6-feb.	43,774	7,165	199	25	5,721	12.6%	0.5%
3	1,167,145	21-feb.	46,036	7,413	151	17	61,265	11.0%	5.2%
4	1,167,145	8-mar.	48,646	7,735	174	21	130,906	12.3%	11.2%
5	1,167,145	23-mar.	51,189	8,090	170	24	209,682	14.0%	18.0%
6	1,167,145	7-abr.	55,471	8,661	285	38	420,226	13.3%	36.0%
7	1,167,145	22-abr.	63,275	9,830	520	78	672,823	15.0%	57.6%
8	1,167,145	7-may.	70,043	10,912	451	72	904,817	16.0%	77.5%
9	1,167,145	22-may.	78,142	12,015	540	74	966,919	13.6%	82.8%
10	1,167,145	6-jun.	86,578	13,137	562	75	1,024,495	13.3%	87.8%
11	1,167,145	21-jun.	92,366	13,709	386	38	1,054,987	9.9%	90.4%
12	1,167,145	6-jul.	97,145	13,851	319	9	1,065,843	3.0%	91.3%



# COVID 19 – PROVINCIAS ARGENTINAS

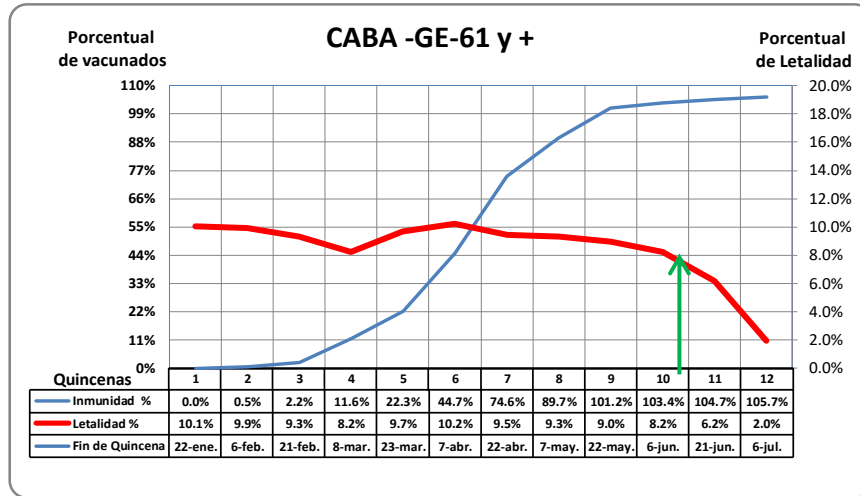
## Vacunación y Letalidad

### Mayores de 61 años

07 de Julio 2021

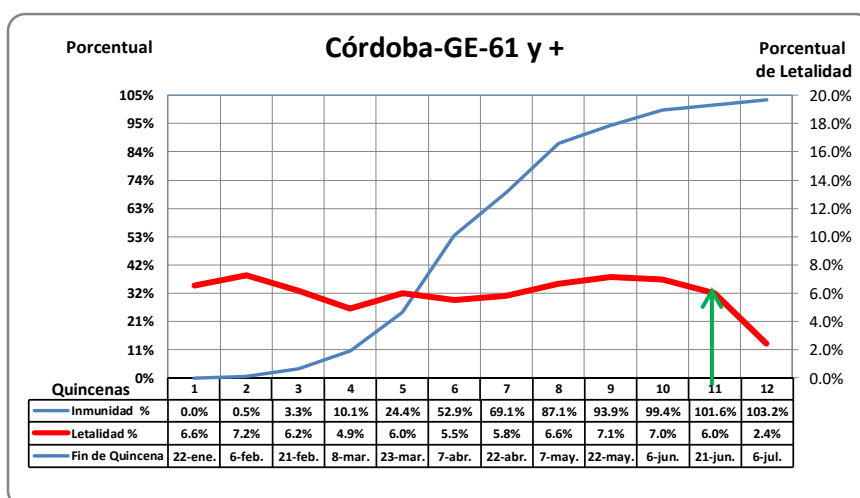
#### CABA -GE-61 y +

Period-15 días	Población	Fin Quincena	Casos Acum.	Acum Fallec.	Casos por Día	Fallec. por Día	1°dosis Acum	Letalidad %	Inmunidad %
1	663,062	22-ene.	35,860	5,544	171	17	163	10.1%	0.0%
2	663,062	6-feb.	38,113	5,768	150	15	3,053	9.9%	0.5%
3	663,062	21-feb.	39,906	5,935	120	11	14,904	9.3%	2.2%
4	663,062	8-mar.	41,680	6,081	118	10	76,756	8.2%	11.6%
5	663,062	23-mar.	43,827	6,289	143	14	147,894	9.7%	22.3%
6	663,062	7-abr.	47,542	6,669	248	25	296,080	10.2%	44.7%
7	663,062	22-abr.	53,863	7,267	421	40	494,348	9.5%	74.6%
8	663,062	7-may.	59,630	7,804	384	36	594,628	9.3%	89.7%
9	663,062	22-may.	65,046	8,290	361	32	671,203	9.0%	101.2%
10	663,062	6-jun.	69,494	8,655	297	24	685,786	8.2%	103.4%
11	663,062	21-jun.	72,568	8,845	205	13	694,476	6.2%	104.7%
12	663,062	6-jul.	74,610	8,885	136	3	701,188	2.0%	105.7%



#### Córdoba-GE-61 y +

Periodos-15 días	Población	Fin de Quincena	Casos Acum.	Acum Fallecidos	Casos por Día	Fallecidos por Día	1°dosis Acum	Letalidad %	Inmunidad %
1	563,331	22-ene.	23,437	2,370	94	6	199	6.6%	0.0%
2	563,331	6-feb.	24,459	2,444	68	5	2,908	7.2%	0.5%
3	563,331	21-feb.	25,577	2,513	75	5	18,500	6.2%	3.3%
4	563,331	8-mar.	26,900	2,578	88	4	57,069	4.9%	10.1%
5	563,331	23-mar.	28,301	2,662	93	6	137,492	6.0%	24.4%
6	563,331	7-abr.	30,375	2,776	138	8	298,145	5.5%	52.9%
7	563,331	22-abr.	33,680	2,968	220	13	389,441	5.8%	69.1%
8	563,331	7-may.	36,524	3,157	190	13	490,802	6.6%	87.1%
9	563,331	22-may.	40,863	3,466	289	21	529,175	7.1%	93.9%
10	563,331	6-jun.	47,004	3,893	409	28	560,010	7.0%	99.4%
11	563,331	21-jun.	52,020	4,194	334	20	572,143	6.0%	101.6%
12	563,331	6-jul.	55,677	4,283	244	6	581,213	2.4%	103.2%



# COVID 19 – PROVINCIAS ARGENTINAS

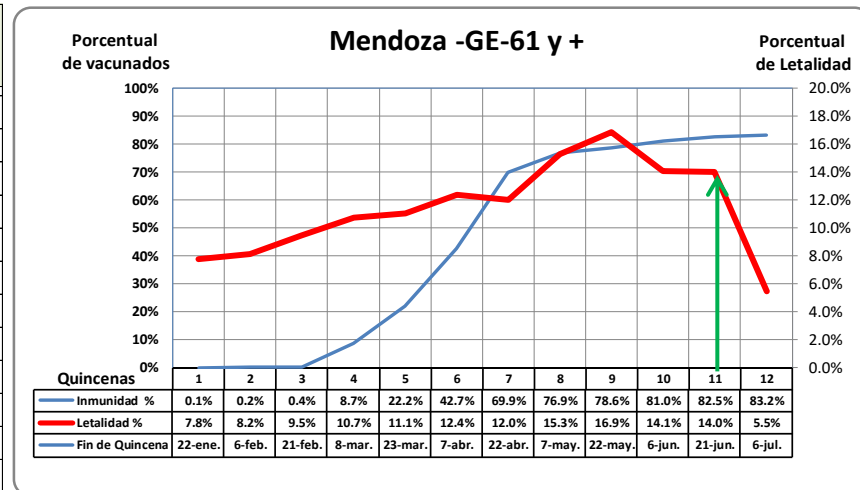
## Vacunación y Letalidad

### Mayores de 61 años

07 de Julio 2021

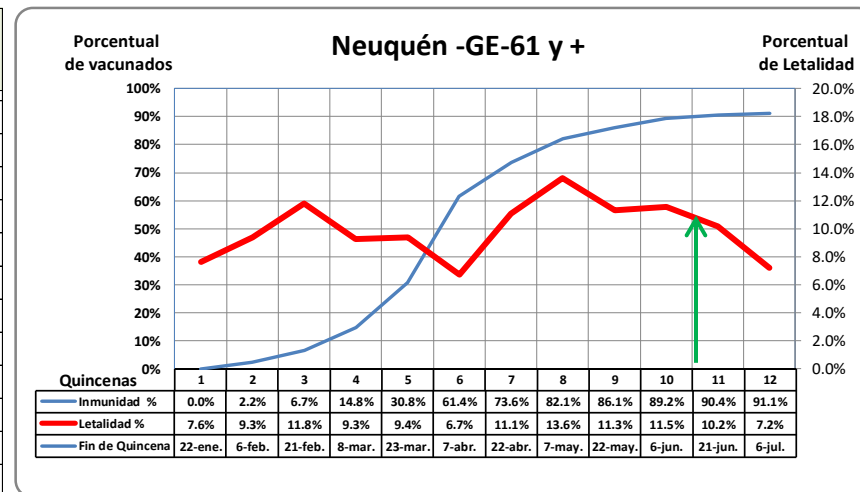
#### Mendoza -GE-61 y +

Period-15 días	Población	Fin Quincena	Casos Acum.	Acum Fallec.	Casos por Día	Fallec. por Día	1°dosis Acum	Letalidad %	Inmunidad %
1	323,764	22-ene.	10,180	1,291	26	2	300	7.8%	0.1%
2	323,764	6-feb.	10,462	1,314	19	2	673	8.2%	0.2%
3	323,764	21-feb.	10,737	1,340	18	2	1,313	9.5%	0.4%
4	323,764	8-mar.	11,082	1,377	23	2	28,227	10.7%	8.7%
5	323,764	23-mar.	11,480	1,421	27	3	71,856	11.1%	22.2%
6	323,764	7-abr.	12,345	1,528	58	7	138,204	12.4%	42.7%
7	323,764	22-abr.	14,172	1,747	122	15	226,374	12.0%	69.9%
8	323,764	7-may.	15,771	1,991	107	16	248,885	15.3%	76.9%
9	323,764	22-may.	17,382	2,263	107	18	254,589	16.9%	78.6%
10	323,764	6-jun.	18,662	2,443	85	12	262,276	14.1%	81.0%
11	323,764	21-jun.	19,661	2,583	67	9	267,145	14.0%	82.5%
12	323,764	6-jul.	20,607	2,635	63	3	269,316	5.5%	83.2%



#### Neuquén -GE-61 y +

Periodos -15 días	Población	Fin de Quincena	Casos Acum.	Acum Fallecidos	Casos por Día	Fallecidos por Día	1°dosis Acum	Letalidad %	Inmunidad %
1	90,107	22-ene.	6,425	812	52	4	14	7.6%	0.0%
2	90,107	6-feb.	7,131	878	47	4	2,023	9.3%	2.2%
3	90,107	21-feb.	7,588	932	30	4	6,001	11.8%	6.7%
4	90,107	8-mar.	7,922	963	22	2	13,359	9.3%	14.8%
5	90,107	23-mar.	8,178	987	17	2	27,779	9.4%	30.8%
6	90,107	7-abr.	8,372	1,000	13	1	55,347	6.7%	61.4%
7	90,107	22-abr.	8,643	1,030	18	2	66,331	11.1%	73.6%
8	90,107	7-may.	9,142	1,098	33	5	74,018	13.6%	82.1%
9	90,107	22-may.	9,945	1,189	54	6	77,609	11.3%	86.1%
10	90,107	6-jun.	10,907	1,300	64	7	80,403	11.5%	89.2%
11	90,107	21-jun.	11,359	1,346	30	3	81,484	10.2%	90.4%
12	90,107	6-jul.	11,622	1,365	18	1	82,129	7.2%	91.1%



# COVID 19 – PROVINCIAS ARGENTINAS

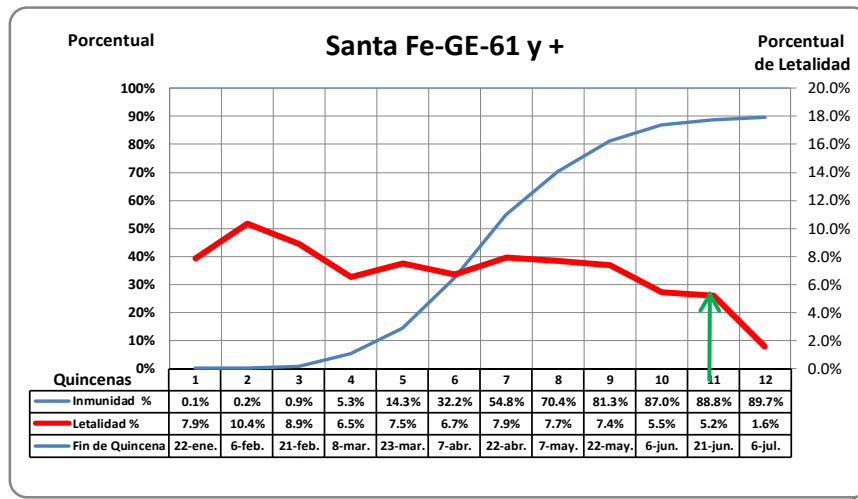
## Vacunación y Letalidad

### Mayores de 61 años

07 de Julio 2021

#### Santa Fe-GE-61 y +

Period-15 días	Población	Fin Quincena	Casos Acum.	Acum Fallec.	Casos por Día	Fallec. por Día	1°dosis Acum	Letalidad %	Inmunidad %
1	621,820	22-ene.	31,284	3,447	199	16	335	7.9%	0.1%
2	621,820	6-feb.	32,791	3,603	100	10	1,129	10.4%	0.2%
3	621,820	21-feb.	33,724	3,686	62	6	5,749	8.9%	0.9%
4	621,820	8-mar.	34,671	3,748	63	4	33,001	6.5%	5.3%
5	621,820	23-mar.	36,031	3,850	91	7	88,765	7.5%	14.3%
6	621,820	7-abr.	37,852	3,972	121	8	200,396	6.7%	32.2%
7	621,820	22-abr.	41,443	4,256	239	19	340,685	7.9%	54.8%
8	621,820	7-may.	45,351	4,557	261	20	437,582	7.7%	70.4%
9	621,820	22-may.	50,061	4,904	314	23	505,441	7.4%	81.3%
10	621,820	6-jun.	55,579	5,206	368	20	541,090	5.5%	87.0%
11	621,820	21-jun.	59,136	5,392	237	12	552,139	5.2%	88.8%
12	621,820	6-jul.	62,024	5,438	193	3	557,593	1.6%	89.7%



#### Tucumán-GE-61 y +

Periodos -15 días	Población	Fin de Quincena	Casos Acum.	Acum Fallecidos	Casos por Día	Fallecidos por Día	1°dosis Acum	Letalidad %	Inmunidad %
1	239,708	22-ene.	10,643	1,095	30	2	246	6.5%	0.1%
2	239,708	6-feb.	10,919	1,109	18	1	861	5.1%	0.4%
3	239,708	21-feb.	11,149	1,125	15	1	5,121	7.0%	2.1%
4	239,708	8-mar.	11,482	1,140	22	1	32,613	4.5%	13.6%
5	239,708	23-mar.	12,000	1,170	35	2	54,436	5.8%	22.7%
6	239,708	7-abr.	12,817	1,242	54	5	87,473	8.8%	36.5%
7	239,708	22-abr.	14,154	1,328	89	6	140,609	6.4%	58.7%
8	239,708	7-may.	15,259	1,399	74	5	172,264	6.4%	71.9%
9	239,708	22-may.	16,616	1,485	90	6	190,442	6.3%	79.4%
10	239,708	6-jun.	18,295	1,546	112	4	195,312	3.6%	81.5%
11	239,708	21-jun.	19,594	1,568	87	1	198,790	1.7%	82.9%
12	239,708	6-jul.	21,349	1,574	117	0	200,787	0.3%	83.8%

